

Graffiti

Even-count peyote pattern




Graffiti is a form of urban art. While I don't endorse vandalism, there is sanctioned and planned urban art and murals that are done with only spray paint and really is quite beautiful. This design is my homage to urban art!

Change it up by playing with pattern colours and bead finishes, making it your own statement.

Enjoy!

Graffiti peyote pattern

Even-count peyote pattern



Colours shown:



DB-791 (Opaque Red)
Approximately 475 beads



DB-001 (Gunmetal)
Approximately 575 beads



DB-201 (White Pearl)
Approximately 250 beads



DB-974 (Matte Opaque Sienna)
Approximately 35 beads

This pattern assumes that you know how to stitch even-count flat peyote. Begin stitching from the bottom right of the pattern. Repeat the design as needed; the above quantities of beads will stitch a design approximately 6.25" long.

To convert this flat pattern to a bracelet, consult the accompanying information.

▶ indicates the repeat; create the bracelet as long as required.

Word Chart – beginning from the bottom right of the pattern:

Chart #1

DB-791- Opaque Red

Chart #2

DB-001 - Gunmetal

Chart #3

DB-201 - White Pearl

Chart #4

DB-794 - Matte Opaque Sienna

Row 1&2 (L) (2)4, (2)2, (2)3, (3)2, (4)1, (1)2

Row 3 (R) (1)2, (2)1, (2)2, (1)3, (1)2

Row 4 (L) (1)2, (1)3, (2)2, (3)1

Row 5 (R) (1)2, (3)1, (2)2, (1)3

Row 6 (L) (1)3, (2)2, (3)1, (1)2

Row 7 (R) (1)3, (1)2, (3)1, (2)2

Row 8 (L) (2)2, (3)1, (1)2, (1)3

Row 9 (R) (1)2, (1)3, (1)2, (3)1, (1)2

Row 10 (L) (1)2, (3)1, (1)2, (1)3, (1)2

Row 11 (R) (1)1, (1)2, (1)3, (1)2, (3)1

Row 12 (L) (1)2, (2)1, (1)2, (1)3, (1)2, (1)1

Row 13 (R) (2)1, (1)2, (1)3, (1)2, (2)1

Row 14 (L) (1)2, (1)1, (1)2, (1)3, (1)2, (2)1

Row 15 (R) (2)1, (2)2, (1)3, (1)2, (1)1

Row 16 (L) (1)2, (1)1, (1)2, (1)3, (2)2, (1)1

Row 17 (R) (1)1, (2)2, (1)3, (2)2, (1)1

Row 18 (L) (1)2, (1)1, (2)2, (1)3, (2)2

Row 19 (R) (2)2, (1)3, (2)2, (2)1

Row 20 (L) (1)2, (2)1, (2)2, (1)3, (1)2

Row 21 (R) (1)2, (1)3, (2)2, (2)1, (1)2

Row 22 (L) (1)3, (1)2, (2)1, (2)2, (1)3

Row 23 (R) (1)3, (2)2, (2)1, (1)2, (1)3

Row 24 (L) (2)3, (1)2, (2)1, (2)2

Row 25 (R) (1)3, (1)2, (2)1, (2)2, (1)3

Row 26 (L) (1)3, (3)2, (2)1, (1)2

Row 27 (R) (1)3, (2)1, (1)2, (1)1, (2)2

Row 28 (L) (1)3, (1)2, (2)1, (1)2, (1)1, (1)2

Continued on page 2

Peyote Dreams

Original beading patterns that
complement your natural beauty

© 2013 Pamela Kearns, Peyote Dreams. For personal use only. No part of this pattern may be reproduced without permission. For information email: peyotedreams@bell.net

Graffiti word pattern, continued

Row 29 (R) (1)3, (3)1, (1)2, (1)1, (1)2	Row 81 (R) (1)1, (1)2, (1)3, (1)2, (3)1	Row 133 (R) (1)3, (2)2, (1)1, (1)2, (2)1
Row 30 (L) (1)3, (1)2, (2)1, (1)2, (1)1, (1)2	Row 82 (L) (1)2, (2)1, (1)2, (1)3, (1)2, (1)1	Row 134 (L) (1)2, (2)1, (3)2, (1)3
Row 31 (R) (1)3, (2)1, (2)2, (1)1, (1)2	Row 83 (R) (2)1, (1)2, (1)3, (1)2, (2)1	Row 135 (R) (1)2, (1)3, (2)2, (2)1, (1)2
Row 32 (L) (1)3, (1)2, (1)1, (1)2, (2)1, (1)2	Row 84 (L) (1)2, (1)1, (1)2, (1)3, (1)2, (2)1	Row 136 (L) (1)3, (1)2, (2)1, (1)2, (1)3, (1)2
Row 33 (R) (1)3, (1)2, (4)1, (1)2	Row 85 (R) (2)1, (2)2, (1)3, (1)2, (1)1	Row 137 (R) (1)2, (1)3, (1)2, (2)1, (1)2, (1)3
Row 34 (L) (1)3, (1)2, (3)1, (1)2, (1)3	Row 86 (L) (1)2, (1)1, (1)2, (1)3, (2)2, (1)1	Row 138 (L) (1)2, (1)3, (1)2, (2)1, (1)2, (1)3
Row 35 (R) (2)3, (1)2, (2)1, (1)2, (1)3	Row 87 (R) (1)1, (2)2, (1)3, (2)2, (1)1	Row 139 (R) (1)3, (1)2, (2)1, (1)2, (1)3, (1)2
Row 36 (L) (2)3, (1)2, (1)1, (1)2, (2)3	Row 88 (L) (1)2, (1)1, (2)2, (1)3, (2)2	Row 140 (L) (1)4, (1)2, (1)3, (1)2, (2)1, (1)2
Row 37 (R) (1)2, (2)3, (2)2, (2)3	Row 89 (R) (2)2, (1)3, (2)2, (2)1	Row 141 (R) (1)2, (2)1, (1)2, (1)3, (1)2, (1)4
Row 38 (L) (1)2, (2)3, (1)2, (2)3, (1)2	Row 90 (L) (1)2, (2)1, (2)2, (1)3, (1)2	Row 142 (L) (1)4, (1)2, (1)3, (2)2, (2)1
Row 39 (R) (1)4, (1)2, (4)3, (1)2	Row 91 (R) (1)2, (1)3, (2)2, (2)1, (1)2	Row 143 (R) (1)2, (2)1, (2)2, (1)3, (1)2
Row 40 (L) (1)1, (1)2, (3)3, (1)2, (1)4	Row 92 (L) (1)3, (1)2, (2)1, (2)2, (1)3	Row 144 (L) (1)2, (1)3, (2)2, (3)1
Row 41 (R) (2)4, (2)2, (1)3, (1)2, (1)1	Row 93 (R) (1)3, (2)2, (2)1, (1)2, (1)3	Row 145 (R) (1)2, (3)1, (2)2, (1)3
Row 42 (L) (2)1, (1)2, (1)3, (2)2, (1)4	Row 94 (L) (2)3, (1)2, (2)1, (2)2	Row 146 (L) (1)3, (2)2, (3)1, (1)2
Row 43 (R) (1)4, (2)2, (1)3, (1)2, (2)1	Row 95 (R) (1)3, (1)2, (2)1, (2)2, (1)3	Row 147 (R) (1)3, (1)2, (3)1, (2)2
Row 44 (L) (2)1, (2)2, (1)3, (2)2	Row 96 (L) (1)3, (3)2, (2)1, (1)2	Row 148 (L) (2)2, (3)1, (1)2, (1)3
Row 45 (R) (2)2, (1)3, (3)2, (1)1	Row 97 (R) (1)3, (2)1, (1)2, (1)1, (2)2	Row 149 (R) (1)2, (1)3, (1)2, (3)1, (1)2
Row 46 (L) (1)1, (2)2, (1)1, (1)2, (1)3, (1)2	Row 98 (L) (1)3, (1)2, (2)1, (1)2, (1)1, (1)2	Row 150 (L) (1)2, (3)1, (1)2, (1)3, (1)2
Row 47 (R) (1)2, (1)3, (1)2, (2)1, (2)2	Row 99 (R) (1)3, (3)1, (1)2, (1)1, (1)2	Row 151 (R) (1)1, (1)2, (1)3, (1)2, (3)1
Row 48 (L) (2)2, (3)1, (1)2, (1)3	Row 100 (L) (1)3, (1)2, (2)1, (1)2, (1)1, (1)2	Row 152 (L) (1)2, (2)1, (1)2, (1)3, (1)2, (1)1
Row 49 (R) (1)3, (1)2, (4)1, (1)2	Row 101 (R) (1)3, (2)1, (2)2, (1)1, (1)2	Row 153 (R) (2)1, (1)2, (1)3, (1)2, (2)1
Row 50 (L) (1)2, (5)1, (1)2	Row 102 (L) (1)3, (1)2, (1)1, (1)2, (2)1, (1)2	Row 154 (L) (1)2, (1)1, (1)2, (1)3, (1)2, (2)1
Row 51 (R) (1)2, (6)1	Row 103 (R) (1)3, (1)2, (4)1, (1)2	Row 155 (R) (2)1, (2)2, (1)3, (1)2, (1)1
Row 52 (L) (3)1, (1)2, (2)1, (1)2	Row 104 (L) (1)3, (1)2, (3)1, (1)2, (1)3	Row 156 (L) (1)2, (1)1, (1)2, (1)3, (2)2, (1)1
Row 53 (R) (1)2, (2)1, (2)2, (2)1	Row 105 (R) (2)3, (1)2, (2)1, (1)2, (1)3	Row 157 (R) (1)1, (2)2, (1)3, (2)2, (1)1
Row 54 (L) (2)1, (3)2, (1)1, (1)2	Row 106 (L) (2)3, (1)2, (1)1, (1)2, (2)3	Row 158 (L) (1)2, (1)1, (2)2, (1)3, (2)2
Row 55 (R) (1)2, (1)1, (2)2, (1)1, (1)2, (1)1	Row 107 (R) (1)2, (2)3, (2)2, (2)3	Row 159 (R) (2)2, (1)3, (2)2, (2)1
Row 56 (L) (1)1, (1)2, (2)1, (1)2, (1)1, (1)2	Row 108 (L) (1)2, (2)3, (1)2, (2)3, (1)2	Row 160 (L) (1)2, (2)1, (2)2, (1)3, (1)2
Row 57 (R) (1)2, (1)1, (3)2, (1)1, (1)2	Row 109 (R) (1)4, (1)2, (4)3, (1)2	Row 161 (R) (1)2, (1)3, (2)2, (2)1, (1)2
Row 58 (L) (1)1, (1)2, (1)1, (2)2, (1)1, (1)2	Row 110 (L) (1)1, (1)2, (3)3, (1)2, (1)4	Row 162 (L) (1)3, (1)2, (2)1, (2)2, (1)3
Row 59 (R) (1)2, (2)1, (1)2, (2)1, (1)2	Row 111 (R) (2)4, (2)2, (1)3, (1)2, (1)1	Row 163 (R) (1)3, (2)2, (2)1, (1)2, (1)3
Row 60 (L) (1)1, (1)2, (4)1, (1)2	Row 112 (L) (2)1, (1)2, (1)3, (2)2, (1)4	Row 164 (L) (2)3, (1)2, (2)1, (2)2
Row 61 (R) (2)2, (3)1, (1)2, (1)1	Row 113 (R) (1)4, (2)2, (1)3, (1)2, (2)1	Row 165 (R) (1)3, (1)2, (2)1, (2)2, (1)3
Row 62 (L) (2)1, (1)2, (2)1, (2)2	Row 114 (L) (2)1, (2)2, (1)3, (2)2	Row 166 (L) (1)3, (3)2, (2)1, (1)2
Row 63 (R) (1)3, (2)2, (1)1, (1)2, (2)1	Row 115 (R) (2)2, (1)3, (3)2, (1)1	Row 167 (R) (1)3, (2)1, (1)2, (1)1, (2)2
Row 64 (L) (1)2, (2)1, (3)2, (1)3	Row 116 (L) (1)1, (2)2, (1)1, (1)2, (1)3, (1)2	Row 168 (L) (1)3, (1)2, (2)1, (1)2, (1)1, (1)2
Row 65 (R) (1)2, (1)3, (2)2, (2)1, (1)2	Row 117 (R) (1)2, (1)3, (1)2, (2)1, (2)2	Row 169 (R) (1)3, (3)1, (1)2, (1)1, (1)2
Row 66 (L) (1)3, (1)2, (2)1, (1)2, (1)3, (1)2	Row 118 (L) (2)2, (3)1, (1)2, (1)3	Row 170 (L) (1)3, (1)2, (2)1, (1)2, (1)1, (1)2
Row 67 (R) (1)2, (1)3, (1)2, (2)1, (1)2, (1)3	Row 119 (R) (1)3, (1)2, (4)1, (1)2	Row 171 (R) (1)3, (2)1, (2)2, (1)1, (1)2
Row 68 (L) (1)2, (1)3, (1)2, (2)1, (1)2, (1)3	Row 120 (L) (1)2, (5)1, (1)2	Row 172 (L) (1)3, (1)2, (1)1, (1)2, (2)1, (1)2
Row 69 (R) (1)3, (1)2, (2)1, (1)2, (1)3, (1)2	Row 121 (R) (1)2, (6)1	Row 173 (R) (1)3, (1)2, (4)1, (1)2
Row 70 (L) (1)4, (1)2, (1)3, (1)2, (2)1, (1)2	Row 122 (L) (3)1, (1)2, (2)1, (1)2	Row 174 (L) (1)3, (1)2, (3)1, (1)2, (1)3
Row 71 (R) (1)2, (2)1, (1)2, (1)3, (1)2, (1)4	Row 123 (R) (1)2, (2)1, (2)2, (2)1	Row 175 (R) (2)3, (1)2, (2)1, (1)2, (1)3
Row 72 (L) (1)4, (1)2, (1)3, (2)2, (2)1	Row 124 (L) (2)1, (3)2, (1)1, (1)2	Row 176 (L) (2)3, (1)2, (1)1, (1)2, (2)3
Row 73 (R) (1)2, (2)1, (2)2, (1)3, (1)2	Row 125 (R) (1)2, (1)1, (2)2, (1)1, (1)2, (1)1	Row 177 (R) (1)2, (2)3, (2)2, (2)3
Row 74 (L) (1)2, (1)3, (2)2, (3)1	Row 126 (L) (1)1, (1)2, (2)1, (1)2, (1)1, (1)2	Row 178 (L) (1)2, (2)3, (1)2, (2)3, (1)2
Row 75 (R) (1)2, (3)1, (2)2, (1)3	Row 127 (R) (1)2, (1)1, (3)2, (1)1, (1)2	Row 179 (R) (1)1, (1)2, (4)3, (1)2
Row 76 (L) (1)3, (2)2, (3)1, (1)2	Row 128 (L) (1)1, (1)2, (1)1, (2)2, (1)1, (1)2	Row 180 (L) (1)1, (1)2, (3)3, (1)2, (1)1
Row 77 (R) (1)3, (1)2, (3)1, (2)2	Row 129 (R) (1)2, (2)1, (1)2, (2)1, (1)2	
Row 78 (L) (2)2, (3)1, (1)2, (1)3	Row 130 (L) (1)1, (1)2, (4)1, (1)2	
Row 79 (R) (1)2, (1)3, (1)2, (3)1, (1)2	Row 131 (R) (2)2, (3)1, (1)2, (1)1	
Row 80 (L) (1)2, (3)1, (1)2, (1)3, (1)2	Row 132 (L) (2)1, (1)2, (2)1, (2)2	

Converting your flat peyote band into a bracelet

I started using this method of finishing and attaching a clasp when I had requests to change an existing clasp that was stitched onto the band – a time consuming job that meant redoing some of the bracelet's stitching.

Stitch your peyote band until it just measures your wrist size. Ease will be included when finishing and adding the clasp.

Create a loop at both ends of the band:

Weave your working thread back through the band and exit at one of the centre-most beads. Add seven cylinder beads in the appropriate colour and stitch back through an adjacent upper bead (*figure 1*).

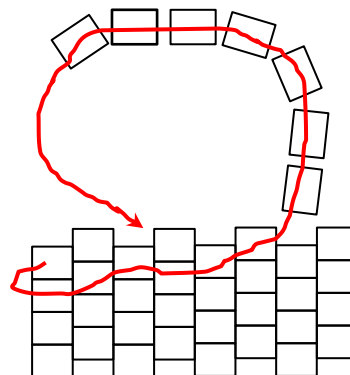


Figure 1

Snug up the beads. Follow the thread circle two more times to secure the bead ring. Weave the working thread into the band and trim (*figure 2*).

Repeat above steps on other end of the peyote band so that a bead ring is created at both ends.

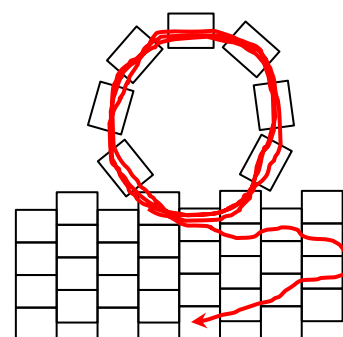


Figure 2

Attach a clasp to the bead rings

Use a jump ring to attach the loop end of a toggle clasp to one end of the peyote band.

Use a jump ring to attach a 3-link length of small link chain. Use a second jump ring to attach the other end of the chain to the bar end of the toggle clasp. You can adjust the length of chain to perfectly fit your bracelet.